



# color<sup>+</sup>lab

PRIVATE LABEL MAGAZINE

SPRING 2009



## New Products

portable beauty packaging  
flawless finish high definition powder


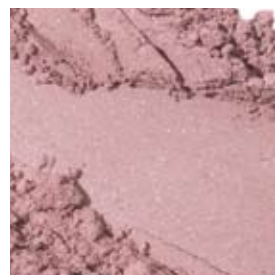
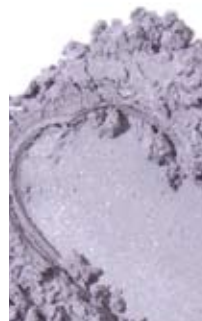


## Fresh Spring Looks

from classic to retro  
summer beauty that sizzles

## Spring Fashions

from shiny & bright  
to sheer & light



# Spring & Summer 2009

## RTW Calm, Cool, & Collected



Strength meets softness with spring's smoky metallic palette. Eyes make a statement with a wash of pearly silver blue and smoky metallic grey. Shimmering berry lips shine as they catch the light. This mix has a mysterious quality and is classically redefines spring beauty.

### Eyes:

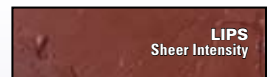
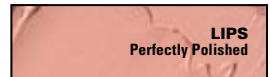
Apply *Sterling* to the entire lid. Apply *Graphite* to the crease and under lower lashes. Apply *Mother of Pearl* to the brow bone. Line top lash line with *Marble* sketchstick or mix things up with *Vintage* sketchstick.

### Cheeks:

Apply *Fresh Coral* blush to apples of cheeks.

### Lips:

For a soft and elegant look, line lips with *Twig* sketchstick and apply *Perfectly Polished* lipstick. For more dramatic lips, apply *Sheer Intensity* lipstick. Top either with *Make a Statement* lip gloss for added glamour.



## FACE VALUE



Spring beauty is priceless. This gorgeous palette of muted green, cream and lavender evokes feelings of optimism.

### Eyes:

Apply *Precious Possessions* to the entire lid. Apply *Cash Flow* to the crease and under bottom lash line. Apply *Bright Future* to the brow bone. Line top lash line with *Vintage* sketchstick. For a quick change, try *Martini* Eyeliner.

### Cheeks:

Apply *Rose Colored Glasses* to the apples of the cheeks.

### Lips:

Line lips with *Mauve* sketchstick. Apply *Fair Trade* lipstick or for more intensity *Material Girl* lipstick to lips and top with *Liquid Assets* lip gloss.

### Precious Possessions eyeshadow

½ t. Moonlight Pearl MP  
¼ t. Alabaster MP  
1/8 t. Amethyst MP  
1/8 t. Opal Frost  
¼ t. + 1 tiny scoop Twinkle Foil

### Cash Flow eyeshadow

1 t. Light MP  
10 tiny scoops Lapis MP  
10 tiny scoops Amethyst MP  
2 tiny scoops Amber MP  
1 tiny scoop Agate MP

### Bright Future eyeshadow

½ t. Moonlight Pearl MP  
½ t. Crystal Frost  
1/8 t. Opal Frost  
2 tiny scoops Gold Frost  
1 tiny scoop Pink Frost  
1/8 t. Twinkle Frost

### Rose Colored Glasses blush

½ t. Rose Quartz MP  
½ t. Alabaster MP  
¼ t. Crystal Frost  
¼ t. Medium Coverage Intensifier  
2 tiny scoops Amethyst MP  
2 tiny scoops Onyx MP

### Fair Trade lipstick



Crème Base  
.50 Peach  
2 lg. scoops Garnet Frost  
1 ml. Moisture Additive  
8 drops Silkening Modifier

### Material Girl lipstick

Butter Base  
.125 + .125 Blueberry  
.25 + .25 Wineberry  
.25 + .25 Coral  
1 lg. scoop Champagne Frost

### Liquid Assets lip gloss

Lip Polish Base  
4 tiny scoops Crystal Frost  
4 tiny scoops Garnet Frost





# RETRO Chic



Welcome back to spring's fun and flirty retro vibe. Pearly pink, silvery lilac and a sheer, soft aqua bring a transparent quality to this soft, shimmery palette.

## Eyes:

Apply *Sparkle* to the lid and under lower lash line. Apply *Studio 54* to the crease. Apply *Satin* to the brow bone. Apply *Royalty* sketchstick to the upper lash line.

## Cheeks:

Apply *Disco* blush to the apples of the cheeks

## Lips:

Line lips with *Mauve* sketchstick and apply *V.I.P.* lipstick or *Celebrity* lipstick and top with *Chic* lip gloss.

## Sparkle eyeshadow

½ t. Moonlight Pearl MP  
¼ t. Sunlight Gold MP  
2 tiny scoops Lapis MP  
1 tiny scoop Sat. Blue MP  
¼ t. + 1/8 t. Opal Frost

## Studio 54 eyeshadow

1/8 t. Amethyst MP  
½ t. Alabaster MP  
1 tiny scoop Lapis MP  
1 tiny scoop Sat. Blue MP  
1 tiny scoop Rubellite MP  
1 tiny scoop Pink Frost  
1 tiny scoop Opal Frost  
1 tiny scoop Fuchsia Frost  
1 tiny scoop Azurite Frost

## Satin eyeshadow

½ t. Alabaster MP  
1/8 t. Pink Gold Frost  
1/8 t. Sand Frost

## Disco blush

1 t. Medium MP  
½ t. Moonlight Pearl MP  
¼ t. Tourmaline MP  
3/8 t. Fuchsia Frost

## V.I.P. lipstick

Butter Base  
.50 Brown  
.25 + .25 + .125 + 1 drop White  
.125 Mahogany  
.125 Wineberry  
.125 Peach  
1 sm. scoop Crystal Frost  
1 sm. scoop Pink Frost

## Celebrity lipstick

Butter Base  
.25 + .25 Peach  
.25 + .25 Coral  
.25 + .25 Ruby Red  
2 tiny scoops Blush Foil  
2 tiny scoops Twinkle Foil  
6 tiny scoops Morganite Frost  
3 tiny scoops Coral Frost  
1 tiny scoop Fuchsia Frost

## Chic lip gloss

Lip Polish Base  
2 drops Magenta  
2 drops Mahogany  
1 drop Brown  
1 drop Peach  
1 sm. scoop Crystal Frost  
4 tiny scoops Champagne Frost  
2 tiny scoops Twinkle Foil  
.5 ml Moisture Additive



# SUMMER AbROAD



A colorful wash of soft pastel yellow, green and a touch of peach brings playfulness to the summer season. This palette is zesty and fun.

## Eyes:

Apply *Firenze* to lid and lower lash line. Apply *Milano* to crease. Apply *Venezia* to the brow bone. Line upper lash line and outer corner of lower lash line with *Cashmere* sketchstick.

## Cheeks:

Apply *Napoli* to apples of cheeks.

## Lips:

Line lips with *Ginger* sketchstick and apply *Torino* lipstick or *Roma* lipstick and top with *Portofino* lip gloss.

## Firenze eyeshadow

½ t. Sat. Green MP  
¼ + 1/8 t. Onyx MP  
1/8 t. Indigolite Frost  
1/8 t. Sat. Yellow MP

## Milano eyeshadow

1 t. Medium MP  
¼ t. Rose Quartz MP  
1/8 t. Sunstone MP

## Venezia eyeshadow

1 ¼ t. Moonlight Pearl MP  
¼ t. Light MP  
1 tiny scoop Amber MP

## Napoli blush

¼ t. Tourmaline MP  
½ t. Champagne Frost  
¼ t. Gold Frost

## Torino lipstick

Crème Base  
.25 + .25 Coral  
.25 Magenta  
1 sm. scoop Russet Frost  
1 sm. scoop Gold Frost  
2 sm. scoops Pink Frost  
2 ml. Moisture Additive  
6 drops Silkening Modifier

## Roma lipstick

Butter Base  
.50 Peach  
.25 Russet  
.125 Blackberry  
2 small scoops Pink Frost  
.5 ml. Moisture Additive

## Portofino lip gloss

Lip Polish Base  
1 tiny scoop Tourmaline MP  
1 tiny scoop Pink Gold Frost  
1 tiny scoop Champagne Frost



# NEW PRODUCTS

## PORTABLE BEAUTY: REFILLABLE LOOSE POWDER COMPACT

On the run?

This matte silver compact is the perfect companion for loose minerals! Easy to use compact with half moon brush works perfectly for touch ups thorough out the day.

Compact has a variety of uses: Purchase empty compact and fill with custom blended foundation, blush, luminizer, or bronzer. Compact holds 1½ teaspoon of product. Purchase empty compact and refill pouches of foundation in a variety of shades and fill for your clients.

Sell empty compact along with a custom blended foundation, blush, luminizer or bronzer in your current packaging. Sell empty compact with any ready to wear foundation, blush, luminizer or bronzer in current packaging

**\$6.95**



## NEW JARS

We have expanded our packaging line with three beautiful new frosted jars complete with matte silver lids. Available in three sizes: 1/8 oz., 1/2 oz. and 1 oz. Note: Grooved cap jars have been discontinued.

### Pricing

**1/8 oz. \$1.50**

**1/2 oz. \$2.75**

**1 oz. \$3.00**



## NEW Multi- DIMENSIONAL FROST

Compatible with all of Colorlab's custom systems, Indigolite Multi-Dimensional Frosts allows you to create even more new and innovative color shifting shades. A little goes a long way. We recommend using tiny scoops of this highly concentrated frost to add dimensional color (iridescent undertone that shifts from gold to silvered green to blue) to eye shadows, blushes, highlighters, bronzers, eye puddings & glazes, lipsticks and glosses.





## Flawless Finish High Definition Powder

This velvety soft powder creates a 'soft focus' effect with an invisible, natural finish. Powder floats over skin to further soften lines and your entire complexion. Extremely fine and colorless, Flawless Finish Powder can be adapted to every skin tone and type.

Flawless Finish is talc-free and non drying. Best applied with a brush and then follow up with a sponge on areas that need more focus. Use a pressing motion with sponge on these areas.

**\$10.45**



## PALETTE SIZED PRESSED MINERAL POWDER FOUNDATION

By popular demand, we have added all 17 of our pressed foundations in 5 gram size to our pan only collection.

Now you can complete a custom palette with a foundation, blush and 4 shadows.

### Pricing

**6-11 5.00**

**12-71 4.85**

**72+ 4.70**

IVORY
CREAM
PALE ALMOND
PALE PORCELAIN
PORCELAIN
NUDE
BEIGE
PALE LINEN
ALMOND
NATURAL PORCELAIN
HONEY
WARM HONEY
CARAMEL
NATURAL ALMOND
CLAY
EARTH
COFFEE



## NEW Ready to WEAR

### Eyeshadows

Three elegant, shimmering, velvety smooth mineral eyeshadows made from pure micronized minerals cast a softly mysterious look to the eyes. Sterling (neutral, sheer silver, shimmer), Mother of Pearl (neutral, pearl, shimmer), Graphite (neutral, dark grey w/sparkle).

### Blush

Pure micronized minerals give cheeks a healthy flush: Fresh Coral (neutral, sheer coral, matte)

### Lipsticks

Botanically based and vitamin E enriched shades: Perfectly Polished (neutral, warm nude, sheer shiny), Sheer Intensity (neutral, red berry, sheer shiny)

### Lip Gloss

Sheer and infused with Vitamin E, lips shine with Make A Statement (neutral, sheer pink)

## Liquid BRONZER

*Liquid Bronzer* luminizes and gives skin a smooth texture and an even, bronzed glow. Liquid Bronzer can be used as a primer or worn alone. Once applied, it dries down completely and stays put...even in steamy summer weather. Apply a small amount to the entire face using the *Get Even* foundation brush.

Mix in plastic cup:

- 20 ml Fringe Benefit
- 10 ml Thinner
- 5 ml Mattifier
- 4 tiny scoops Copper Frost
- 2 tiny scoops Bronze Frost
- 2 tiny scoops Champagne Frost
- 2 tiny scoops Gold Frost
- 2 tiny scoops Moonlight Pearl

**Package in:** 1 oz square pump foundation bottle, FA2  
**Suggested Retail:** \$32.50

Submitted by Courtney Hiatt, Cosmetic Advisor, The Color Cafe

★ MIXOLOGY WINNER ★  
 STAFF PICK

★ WIN \$100 IN COLORLAB MERCHANDISE!!!  
 SEE BACK PAGE FOR DETAILS:

## Malibu Barbie Lip Gloss

*Malibu Barbie* has been a huge hit with young girls visiting the salon with their mothers and for the young girl in all of us!

Mix in Glace Base jar:

- 1 Glace Base
- 2 drops Magenta
- 1 large + 1 small scoop Twinkle Foil
- 6 drops Citrus Essence

Heat 50-60 seconds in microwave.

**Package in:** Lip Gloss Wand, LC13 or Mini Lip Gloss Wand, LC18

**Product:** Makes one Lip Gloss Wand and one Mini Lip Gloss Wand or 2-3 Mini Lip Gloss Wands

**Suggested Retail:** \$18-\$24

Submitted by Courtney Hiatt, Cosmetic Advisor, The Color Cafe

## CREAM BLUSH

*Cream Blush* creates a sheer and long-lasting blush.. It's easy to make and apply. Customize the shade by creating your own combinations of frosts and pigments. Apply with *Get Even* Foundation brush.

Mix in plastic cup:


- ½ jar Matte Base (softened in microwave)
- ½ jar Butter Base (softened in microwave)
- .50 Red Red
- .25 Coral
- 1 small scoop Pink Frost
- 1 ml. Moisture Additive
- 6 drops Silkening Modifier
- .50 Body Builder

Heat all ingredients until liquefied (no more than 15-20 seconds) and pour into packaging.

**Package in:** Lip Gloss Deep Pot, LC13

**Suggested Retail:** \$18-\$22





### **COLORLAB TRAINING DVDS**

Training DVDs are now available for Colorlab's Custom Blend Lipstick, Mineral and Foundation Systems. The training DVDs are divided into sections that coordinate with the System Manuals to replicate the face-to-face training experience. For more information regarding these items, please call 1-800-790-2417.

### **COLORLAB EMAIL UPDATES**

Our monthly email updates include promotional ideas and special sales offers. If you haven't been receiving these updates, then we don't have your email address! Please email or call your sales rep to get on the list today!

### **CONSULTING SERVICES**

If you've ever wondered how you can...

- launch the Colorlab line
- raise in-house awareness of your cosmetics
- re-launch and re-energize your makeup line
- boost sales through events and promotions
- approach clients with cosmetics offerings
- best train your makeup staff

...just ask. Colorlab can help you create, develop and grow a successful cosmetics business. For more information call 800-790-2417.

### **MIXOLOGY (SHOW US YOUR STUFF & WIN!)**

Send in the Mixology recipes you've created using Colorlab Private Label's custom lip, mineral or foundation systems. Our staff will test the products and select a winner from all those received. The winner will receive \$100.00 in Colorlab products and have their product featured in our Fall/Winter 2009 newsletter. Please submit your recipes by June 1, 2009 for the next contest. Send entries to:

Colorlab Private Label Mixology/Show Us Your Stuff  
1112 Fifth Avenue  
Rockford, IL 61104

### **ONLINE CATALOG & NEWSLETTER IMAGES**

Visit Colorlab Private Label's online catalog and find newsletter images you can print at [www.colorlabprivatelabel.com](http://www.colorlabprivatelabel.com).

COVER FASHION PHOTOS © 2009 FASHION GROUP INTERNATIONAL INC.

COLORLAB COSMETICS  
1112 FIFTH AVENUE  
ROCKFORD, IL 61104

Postmaster: Please deliver February 10-11

PRST STD  
US POSTAGE  
PAID  
ROCKFORD, IL  
PERMIT NO. 1244